





Dimensional Active ETFs Available at Edward Jones





We offer a broad range of equity and fixed income strategies to help Edward Jones advisors build tailored global solutions for their clients. Informed by financial science, Dimensional funds embody decades of experience in designing and implementing portfolios that emphasize broad diversification, low costs, and higher expected returns. Please contact edwardjones@dimensional.com for more information or visit the [Edward Jones Resource Center](#).

		Advisory Solutions	Guided Solutions		IMR Tier 1	Select	Select Retirement	UMA Availability	Expense Ratio ¹		
			Fund	Flex					Gross	Net	
EQUITY INVESTMENTS	Commodities and Emerging Markets										
	 AGGRESSIVE	Emerging Core Equity Market ETF	DFAE	•	•	•	•	•	•	0.29%	0.29%
		Emerging Markets Core Equity 2 ETF	DFEM	•	•	•	•	•	•	0.39%	0.39%
		Emerging Markets Value ETF	DFEV	•	•	•	•	•	•	0.46%	0.43%
	US Small and Mid Cap, Int'l Small and Mid Cap										
	 SMALL AND MID CAP	US Small Cap ETF ²	DFAS	•	•	•	•	•	•	0.26%	0.26%
		US Small Cap Value ETF	DFSV	•	•	•	•	•	•	0.30%	0.30%
		US Targeted Value ETF ²	DFAT	•	•	•	•	•	•	0.28%	0.28%
		International Small Cap ETF	DFIS	•	•	•	•	•	•	0.39%	0.39%
		International Small Cap Value ETF	DISV	•	•	•	•	•	•	0.42%	0.42%
US Large Cap, Int'l Large Cap, Real Estate											
 LARGE CAP	US Equity Market ETF	DFUS	•	•	•	•	•	•	0.09%	0.09%	
	US Marketwide Value ETF	DFUV	•	•	•	•	•	•	0.21%	0.21%	
	US Core Equity 2 ETF	DFAC	•	•	•	•	•	•	0.17%	0.17%	
	US High Profitability ETF	DUHP	•	•	•	•	•	•	0.20%	0.20%	
	International Core Equity Market ETF	DFAI	•	•	•	•	•	•	0.18%	0.18%	
	International Core Equity 2 ETF	DFIC	•	•	•	•	•	•	0.22%	0.22%	
	International High Profitability ETF	DIHP	•	•	•	•	•	•	0.27%	0.27%	
	International Value ETF ²	DFIV	•	•	•	•	•	•	0.27%	0.27%	
	World ex US Core Equity 2 ETF	DFAX	•	•	•	•	•	•	0.28%	0.28%	
	US Real Estate ETF	DFAR	•	•	•	•	•	•	0.19%	0.19%	
FIXED-INCOME INVESTMENTS	US IG Bonds & CDs, US HY Bonds, Int'l HY Bonds, Int'l Bonds										
	 INCOME	Core Fixed Income ETF	DFCF	•	•	•	•	•	•	0.18%	0.17%
		Global Core Plus Fixed Income ETF	DFGP	•	•	•	•	•	•	0.23%	0.22%
		Inflation-Protected Securities ETF	DFIP	•	•	•	•	•	•	0.11%	0.11%
		National Municipal Bond ETF	DFNM	•	•	•	•	•	•	0.18%	0.17%
		Short-Duration Fixed Income ETF	DFSD	•	•	•	•	•	•	0.17%	0.16%

1. Fee and expense information as of the prospectus dated 02/28/26. Unless otherwise noted, the Portfolio has entered into fee waiver and/or expense assumption arrangements with the advisor. In these cases, the advisor has contractually agreed, under certain circumstances, to waive certain fees and/or assume certain expenses of the Portfolio. The fee waiver will remain in effect through February 28, 2027, and may only be terminated by the Portfolio's Board of Directors/Trustees prior to that date. The net expense ratio reflects the gross expense ratio of the Portfolio after taking into account any such fee waiver and/or expense assumption arrangements. The gross expense ratio reflects the Total Annual Fund Operating Expenses as disclosed in the prospectus. Please read the Portfolio's prospectus for details and more information.

2. The Portfolio has not entered into fee waiver and/or expense assumption arrangements with the advisor.

Dimensional Mutual Funds Available at Edward Jones

		Advisory Solutions	Guided Solutions		IMR Tier 1	Select	Select Retirement	UMA Availability	Expense Ratio ¹		
			Fund	Flex					Gross	Net	
 AGGRESSIVE	Commodities and Emerging Markets										
	Emerging Markets Core Equity 2	DFCEX	•	•	•			•	0.39%	0.39%	
	Emerging Markets Sustainability Core 1	DESIX	•	•	•			•	0.43%	0.42%	
	Emerging Markets Value ⁴	DFEVX	•	•	•	•		•	0.55%	0.44%	
	Commodity	DCMSX	•	•	•			•	0.32%	0.32%	
 SMALL AND MID CAP	US Small and Mid Cap, Int'l Small and Mid Cap										
	US Small Cap Growth	DSCGX	•	•	•			•	0.31%	0.31%	
	US Small Cap	DFSTX	•	•	•	•		•	0.28%	0.27%	
	US Small Cap Value ²	DFSVX	•	•	•	•		•	0.31%	0.31%	
	US Targeted Value	DFVFX	•	•	•			•	0.30%	0.29%	
	US Micro Cap Portfolio	DFSCX	•	•	•			•	0.42%	0.41%	
	International Small Company	DFISX	•	•	•	•		•	0.39%	0.39%	
 LARGE CAP	US Large Cap, Int'l Large Cap, Real Estate										
	US Core Equity 1	DFEOX	•	•	•			•	0.15%	0.15%	
	US Core Equity 2	DFQTX	•	•	•			•	0.19%	0.18%	
	US Sustainability Core 1	DFSIX	•	•	•			•	0.17%	0.17%	
	US High Relative Profitability	DURPX	•	•	•			•	0.23%	0.22%	
	US Large Cap Growth	DUSLX	•	•	•			•	0.18%	0.18%	
	US Large Cap Value ³	DFLVX	•	•	•			•	0.32%	0.22%	
	US Large Cap Equity Portfolio	DUSQX	•	•	•			•	0.13%	0.13%	
	International Core Equity 2	DFIEX	•	•	•			•	0.23%	0.23%	
	International Sustainability Core 1	DFSPX	•	•	•			•	0.24%	0.24%	
	International High Relative Profitability	DIHRX	•	•	•			•	0.30%	0.29%	
	International Large Cap Growth	DILRX	•	•	•			•	0.27%	0.27%	
	International Value ⁴	DFIVX	•	•	•	•		•	0.48%	0.28%	
	World ex US Core Equity	DFWIX	•	•	•			•	0.30%	0.30%	
	Global Equity	DGEIX	•	•	•			•	0.42%	0.25%	
	World Core Equity	DREIX	•	•	•			•	0.44%	0.27%	
	Global Real Estate Securities	DFGEX	•	•	•			•	0.29%	0.22%	
Real Estate Securities	DFREX	•	•	•			•	0.21%	0.18%		
 INCOME	US IG Bonds & CDs, US HY Bonds, Int'l HY Bonds, Int'l Bonds										
	Global Core Plus Fixed Income	DGCFX	•	•	•	•		•	0.24%	0.23%	
	Global Sustainability Fixed Income	DGSFX	•	•	•			•	0.22%	0.22%	
	Inflation-Protected Securities	DIPSX	•	•	•			•	0.11%	0.11%	
	Intermediate Government ²	DFIGX	•	•	•			•	0.12%	0.12%	
	Intermediate-Term Municipal Bond	DFTIX	•	•	•			•	0.20%	0.19%	
	Investment Grade	DFAPX	•	•	•			•	0.19%	0.19%	
	Short-Term Extended Quality	DFEQX	•	•	•			•	0.18%	0.18%	
	International Government Fixed Income	DWFIX	•	•	•			•	0.20%	0.20%	

3. The Advisor has agreed to permanently waive all or a portion of the Portfolio's management fee to the extent necessary to limit the total management fees paid to the Advisor by the Portfolio, including the fees the Portfolio pays to the Advisor indirectly through its investment in other funds managed by the Advisor (excluding investments in affiliated cash management vehicles).

4. The Advisor has agreed to permanently waive all or a portion of the Portfolio's management fee to the extent necessary to limit the total management fees paid to the Advisor by the Portfolio, including the fees the Portfolio pays to the Advisor indirectly through its investment in other funds managed by the Advisor (excluding investments in affiliated cash management vehicles). In addition, the Portfolio has entered into fee waiver and/or expense assumption arrangements with the advisor. In these cases, the advisor has contractually agreed, under certain circumstances, to waive certain fees and/or assume certain expenses of the Portfolio. The fee waiver will remain in effect through February 28, 2027, and may only be terminated by the Portfolio's Board of Directors/Trustees prior to that date. The net expense ratio reflects the gross expense ratio of the Portfolio after taking into account any such fee waiver and/or expense assumption arrangements. The gross expense ratio reflects the Total Annual Fund Operating Expenses as disclosed in the prospectus. Please read the Portfolio's prospectus for details and more information.



Dimensional funds are available on the Guided Solutions platform to help Edward Jones advisors build tailored solutions for their clients.

Please scan this QR code, email us at edwardjones@dimensional.com, or contact us at (512) 306-4308 to schedule time with your Dimensional representative.

This information is provided for registered investment advisors and institutional investors and is not intended for public use. Dimensional Fund Advisors LP is an investment advisor registered with the Securities and Exchange Commission. Consider the investment objectives, risks, and charges and expenses of the Dimensional funds carefully before investing. For this and other information about the Dimensional funds, please read the prospectus carefully before investing. Prospectuses are available by calling Dimensional Fund Advisors collect at (512) 306-7400 or at us.dimensional.com. Dimensional funds are distributed by DFA Securities LLC.

This information is provided only to educate you on certain product charges so you can make appropriate disclosures to customers. YOU ARE PROHIBITED FROM RECOMMENDING OUR PRODUCTS TO CUSTOMERS BASED ON FINANCIAL INCENTIVES PROVIDED TO THE FIRM AND ITS FINANCIAL ADVISORS. If you wish further information on commissions and charges, please contact the Edward Jones Marketing Department.

IMR Tier 1 denotes a strategy classified as Tier 1 on the IMR Focus List at Edward Jones.

Investments as of April 2026. Subject to change at Edward Jones' discretion.

Available Dimensional funds are organized based on the Edward Jones investment pyramid.

dimensional.com

